



महाराष्ट्र शासन  
शिक्षण संचालनालय, (उच्च शिक्षण)  
महाराष्ट्र राज्य, मध्यवर्ती इमारत, पुणे ४११००१.

Web: www.dhepune.gov.in

E-mail : law.dhepune@nic.in

फोन नं. ०२०/२६०५१७२९, २६१२२११९, २६०५१५१२,

फॅक्स नं. ०२०/२६११११५३

क्र. सीईटी-३२२१/प्र.क्र.१६/सीईटीसेल/ १०२७

दिनांक : 29 JAN 2021

प्रति,

मा. आयुक्त, राज्य सामाईक प्रवेश परीक्षा कक्ष,  
तथा मा. सचिव, प्रवेश नियामक प्राधिकरण,  
८ वा मजला, न्यू एक्सेलसिएर इमारत,  
ए. के. नायक मार्ग, फोर्ट, मुंबई - ४०० ००१.

**विषय : उच्च शिक्षण संचालनालयाच्या अखत्यारीतील व्यावसायिक  
अभ्यासक्रमांच्या शैक्षणिक वर्ष २०२१-२२ मधिल राज्य सामाईक प्रवेश  
परीक्षेचा अभ्यासक्रम कळविणेबाबत. .**

संदर्भ : राज्य सामाईक प्रवेश परीक्षा कक्षाचे पत्र क्र. उशिप्र-११२०/प्र.क्र.२१/सीईटी/  
अभ्यासक्रम/१४०, दिनांक १८.०१.२०२१

महोदय,

उच्च शिक्षण संचालनालयाच्या अखत्यारीतील खालील तक्त्यात नमूद असलेल्या एकूण ०८  
व्यावसायिक अभ्यासक्रमांची राज्य सामाईक प्रवेश परीक्षा व केंद्रीभूत प्रवेश प्रक्रिया राज्य सामाईक  
प्रवेश परीक्षा कक्ष यांचेमार्फत राबविण्यात येते.

| अ. क्र. | अभ्यासक्रम                                    | अभ्यासक्रम तयार केलेले वर्ष | अ. क्र. | अभ्यासक्रम                 | अभ्यासक्रम तयार केलेले वर्ष |
|---------|---|-----------------------------|---------|----------------------------|-----------------------------|
| १       | विधी ३ वर्ष                                   | २०१६-१७                     | २       | विधी ५ वर्ष                | २०१६-१७                     |
| ३       | बी.एड.  | २०१६-१७                     | ४       | एम.एड.                     | २०१६-१७                     |
| ५       | बी.पी.एड.                                     | २०१६-१७                     | ६       | एम.पी.एड.                  | २०१६-१७                     |
| ७       | बी.ए.बी.एड./<br>बी.एस्सी.बी.एड.<br>(एकात्मिक) | २०१८-१९                     | ८       | बी.एड-एम.एड.<br>(एकात्मिक) | २०१८-१९                     |

उक्त अभ्यासक्रमांच्या राज्य सामाईक प्रवेश परीक्षेसाठी शैक्षणिक वर्ष २०२०-२१ मध्ये  
असलेला अभ्यासक्रम हाच शैक्षणिक वर्ष २०२१-२२ करिता कायम ठेऊन राज्य सामाईक प्रवेश  
परीक्षा आयोजित करण्याची विनंती आहे.

सोबत : अभ्यासक्रम (०८)

( डॉ. धनराज माने )

शिक्षण संचालक, उच्च शिक्षण  
महाराष्ट्र राज्य, पुणे - १.

प्रत माहितीस्तव सविनय सादर -

मा. प्रधान सचिव, उच्च व तंत्रशिक्षण विभाग, मंत्रालय, विस्तार भवन, मुंबई - ३२.

## Syllabus and Marking Scheme for LL.B. 3 Yr CET.

| Sr. No. | Sections                              | No. of Questions | Marks per Question | Total Marks |
|---------|---------------------------------------|------------------|--------------------|-------------|
| 1       | Legal Aptitude and Legal Reasoning    | 30               | 1                  | 30          |
| 2       | General Knowledge and Current Affairs | 40               | 1                  | 40          |
| 3       | Logical and Analytical Reasoning      | 30               | 1                  | 30          |
| 4       | English                               | 50               | 1                  | 50          |
|         | <b>Total</b>                          | <b>150</b>       |                    | <b>150</b>  |

### Contents of the Syllabus:

#### I. Legal Aptitude and Legal Reasoning:

This subject will test candidate's interest towards the study of Law, Legal aptitude and problem solving ability. Questions will be framed with the help of legal prepositions and a set of facts to which the said prepositions have to be applied. Some prepositions may not be true in the real sense. Candidates will have to assume truth of these prepositions and answer the questions drawing well supported conclusions.

#### II. General Knowledge with Current Affairs:

The topics such as History (Ancient, Medieval and Modern), Geography, General Science, Economics, Civics and the Current Affairs of the past One Year. The subject is to assess the knowledge of the recent happening and awareness of the World.

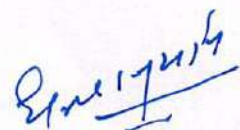
#### III. Logical and Analytical Reasoning:

The subject is to test the candidate's ability to identify patterns, logical links and rectify illogical arguments. It will include wide analogies, completing arguments, drawing well supported conclusions, reasoning by analogy, applying principles or rules. Further the subject is to measure the ability to understand the structure, relationship and to draw logical conclusions about the structures. It includes reasoning deductively from the set of statements and rules or principles that describes the relationship among persons, things or events.

#### IV. English:

This section will consist the questions on the areas like Vocabulary (Synonyms, Antonyms, analogies etc.) Proficiency (Idioms and Phrases, One word Substitution, Sentence Improvement and rearrangement, fill in the Blanks etc.) English Usage Errors (Common errors, Spotting errors, inappropriate usage of words, spelling mistakes etc.) English Comprehension with minimum two passages followed by Five to Ten questions that test reading and reasoning abilities.

- The Questions will be Objective Multiple Choice Questions with Four Options.
- There is No Negative Marking.
- The time allotted is 2 Hours i.e. One Hundred and Twenty Minutes.
- The Questions will be in English and Marathi.



(Dr. Dhanraj Mane)  
Director of Higher Education  
Maharashtra State, Pune -1



## Syllabus and Marking Scheme for LL.B. 5 Yr CET

| Sr. No. | Sections                              | No. of Questions | Marks per Question | Total Marks |
|---------|---------------------------------------|------------------|--------------------|-------------|
| 1       | Legal Aptitude and Legal Reasoning    | 40               | 1                  | 40          |
| 2       | General Knowledge and Current Affairs | 30               | 1                  | 30          |
| 3       | Logical and Analytical Reasoning      | 40               | 1                  | 40          |
| 4       | English                               | 30               | 1                  | 30          |
| 5       | Basic Mathematics                     | 10               | 1                  | 10          |
|         | <b>Total</b>                          | <b>150</b>       |                    | <b>150</b>  |

### Contents of the Syllabus:

#### I. Legal Aptitude and Legal Reasoning:

This subject will test candidate's interest towards the study of Law, Legal aptitude and problem solving ability. Questions will be framed with the help of legal prepositions and a set of facts to which the said prepositions have to be applied. Some prepositions may not be true in the real sense. Candidates will have to assume truth of these prepositions and answer the questions drawing well supported conclusions.

#### II. General Knowledge with Current Affairs:

The topics such as History (Ancient, Medieval and Modern), Geography, General Science, Economics, Civics and the Current Affairs of the past One Year. The subject is to assess the knowledge of the recent happening and awareness of the World.

#### III. Logical and Analytical Reasoning:

The subject is to test the candidate's ability to identify patterns, logical links and rectify illogical arguments. It will include wide analogies, completing arguments, drawing well supported conclusions, reasoning by analogy, applying principles or rules. Further the subject is to measure the ability to understand the structure, relationship and to draw logical conclusions about the structures. It includes reasoning deductively from the set of statements and rules or principles that describes the relationship among persons, things or events.


#### IV. English:

This section will consist the questions on the areas like Vocabulary (Synonyms, Antonyms, analogies etc.) Proficiency (Idioms and Phrases, One word Substitution, Sentence Improvement and rearrangement, fill in the Blanks etc.) English Usage Errors (Common errors, Spotting errors, inappropriate usage of words, spelling mistakes etc.) English Comprehension with minimum two passages followed by Five to Ten questions that test reading and reasoning abilities.

#### V. Basic Mathematics :

This is to test the numerical ability of candidates. The Mathematics questions will be set from std 10<sup>th</sup> level of various topics including Profit and Loss, Speed and Distance, Time and Work, Algebra, Average, Venn Diagram.

- The Questions will be Objective Multiple Choice Questions with Four Options.
- There is No Negative Marking.
- The time allotted is 2 Hours i.e. One Hundred and Twenty Minutes.
- The Questions will be in English and Marathi.

  
**(Dr. Dhanraj Mane)**  
Director of Higher Education  
Maharashtra State, Pune -1



## Syllabus and Marking Scheme for B.P.Ed CET

| Sr. No. | Sections                                      | No. of Questions | Marks per Question | Total Marks |
|---------|---|------------------|--------------------|-------------|
| 1       | General Knowledge                             | 15               | 1                  | 15          |
| 2       | Mental Ability                                | 15               | 1                  | 15          |
| 3       | Teacher Aptitude and Sports Related Knowledge | 20               | 1                  | 20          |
|         | <b>Total</b>                                  | <b>50</b>        |                    | <b>50</b>   |

### Contents of the Syllabus:

#### I. General Knowledge :

(a) General Science and Technology (b) General History and Geography of India (c) Civics and Political Science (India) (d) Literature (e) Current Affairs at National Level.


#### II. Mental Ability:

(a) Logical Diagrams (b) Directional Sense (c) Relationship (d) Coding and Decoding (e) Number System

#### III. Teacher Aptitude and Sports Related Knowledge:

(a) Professional Commitment (b) Communication (c) Sports Awards (Central and State Govt.) (d) Olympic Games (e) Current Affairs on Various Sports and Games

- The questions will be Objective Multiple Choice Questions with Four options
- There is no negative marking. The time allotted is One Hour (Sixty minutes)
- Medium of Questions will be English, Marathi and Hindi.



**(Dr. Dhanraj Mane)**  
Director of Higher Education  
Maharashtra State, Pune -1



## Syllabus and Marking Scheme for MAH-B.P.Ed. -Physical Efficiency Test ( Field Test)

The candidates will also have to appear for Physical Efficiency Test (Field Test) to be conducted only at following selected cities in Maharashtra : Amravati, Nagpur , Pune , Mumbai ,Aurangabad Jalgaon and Barshi.

| Sr. No. | Field Test Sections            | Total Marks |
|---------|--------------------------------|-------------|
| 1       | 4x10 Shuttle Run Test          | 10          |
| 2       | Sit and Reach                  | 10          |
| 3       | Standing Broad Jump Test       | 10          |
| 4       | Sit Ups Test                   | 10          |
| 5       | Medicine Ball Throw Test (2kg) | 10          |
|         | <b>Total</b>                   | <b>50</b>   |

### DESCRIPTION OF TESTS

#### 1. 4 x 10 Meters Shuttle Run Test :

**Equipment:** Two blocks of wood ( 2l x 2l x 4l), stopwatches and marking powder.

**Test Administration:** Two parallel lines are marked on the floor 10 meters apart. The two wooden blocks are placed behind one of the lines. The subject is asked to start from behind the other line. On the signal ready? Go, the timer starts the watch and the subject runs towards the blocks, picks- up one block, runs back to the starting line, places the block behind the starting line, runs back and picks-up the second block to be carried back across the starting line. As soon as the second block is placed on the ground, the timer stops the watch and records the time.

**Scoring:** The time is recorded to the nearest 10<sup>th</sup> of a second as the score of the test item.

**Rules:** Only one trial shall be allowed unless the teacher believes the pupil has not had a fair opportunity.

#### 2. Sit and Reach Test:

**Purpose:** This test measures the flexibility of the lower back and hamstring muscles.

**Equipment:** Sit and Reach Box

**Procedure:**

This test involves sitting on the floor with legs stretched out straight ahead. Shoes should be removed. The soles of the feet are placed flat against the box. Both knees should be locked and pressed flat to the floor- the tester may assist by holding them down. With the palms facing downwards, and the hands on top of each other, the subject reaches forward along the measuring line as far as possible. Ensure that the hands remain at the same level, not one reaching further forward than the other. After some practice reaches, the subject reaches out and holds that position for at least two seconds while the distance is recorded. Make sure there are no jerky movements.

**Scoring:** The score is recorded to the nearest centimeter or half inch as the distance reached by the hand. Some test versions use the level of the feet as the zero mark.

#### 3. Standing Broad Jump Test:

**Purpose :** This test measures the power of legs in jumping horizontal distance.

**Equipment:** Floor, mat or long jump pit may be used, measuring tape, marking tape /chalk or a peg.

**Test Administration:**

A demonstration of the standing broad jump will be given to a group of subjects to be tested. The subject will be asked to stand behind the starting line with the feet parallel to each



other. The subject will be instructed to jump as farthest as possible by bending knees and swinging arms to take off for the broad jump in the forward direction.

**Scoring:** The distance between the starting line and the nearest point of landing provides the score of the test. The best performance (maximum distance) out of three trials will be recorded in meters as the final score of the test.

#### **4. Sit-Ups (Bent Knee):**

**Equipment:** Clean floor, mat, or dry turf and stopwatch.

**Description:**

The pupil lies on the back with the knees bent, feet on the floor, and heels not more than 12 inches (30.48 cm) from the buttocks. The angle at the knees should be less than 90 degrees. The pupil puts the hands on the back of the neck with fingers clasped and places the elbows squarely on the mat, floor, or turf. The pupil's feet are held by his or her partner to keep them in touch with the surface. The pupil tightens the abdominal muscles and brings the head and elbows forward as he or she curls up, finally touching the elbows to the knees. This action constitutes one sit-up. The pupil returns back to the starting position with his elbows on the surface before he sits up again. The timer gives the signal Ready? Go!, and the sit-up performance is started on the word Go! Performance is stopped on the word stop. The number of correctly executed sit-ups performed in 60 seconds is recorded as the score.

**Rules:** Only one trial shall be allowed unless the teacher believes the pupil has not had a fair Opportunity.

**Scoring:** Record the number of correctly executed sit-ups in 60 seconds.

#### **5. Medicine Ball Throw:**

**Purpose :** This test is used to measure the power of arms and shoulder girdles .

**Equipment:** A Medicine ball of 2 Kg for men and 1 Kg for women, marking materials and measuring tape.

**Test Administration:**

- a) The Athlete sits on the floor with his legs fully extended, feet 24 inches apart and the back against a wall.
- b) The ball is held with the hands on the side and slightly behind the center and back against the center of the chest. The forearms are positioned parallel to the ground.
- c) The athlete throws the medicine ball vigorously as far straight forward as he can while maintaining the back against the wall.
- d) The distance will be measured from the wall to where the ball lands in meters.
- e) Each subject will be given two trials.

**Scoring:** The longest distance will be measured in meters will be the score of the test.

*Dr. Dhanraj Mane*

**(Dr. Dhanraj Mane)**  
Director of Higher Education  
Maharashtra State, Pune -1



# Syllabus and Marking Scheme for M.P.Ed CET

The On Line CET is comprising of one paper with five sections:

| Sr. No. | Sections  | No. of Questions | Marks per Question | Total Marks |
|---------|---|------------------|--------------------|-------------|
| 1       | Foundation of Physical Education .                        | 10               | 1                  | 10          |
| 2       | Anatomy ,Physiology and Health Education                  | 10               | 1                  | 10          |
| 3       | Teaching Methodology                                      | 10               | 1                  | 10          |
| 4       | Officiating Coaching and Management in Physical Education | 10               | 1                  | 10          |
| 5       | Tests, Measurements and Evaluation in Physical Education  | 10               | 1                  | 10          |
|         | <b>Total</b>  | <b>50</b>        |                    | <b>50</b>   |

## Contents of Sections:

### I. Foundation of Physical Education :

(a) History of Physical Education (b) Psychological Foundation of Physical Education (c) Philosophical Foundation of Physical Education (d) Sociological Foundation of Physical Education (e) Various commissions ,schemes, policies , awards and role and contribution of Physical Education and Sports Institutes.

### II. Anatomy ,Physiology and Health Education :

(a) Need and importance of Anatomy in Physical education (b) Exercise and Various Body Systems (c) Health Education – Need and importance in school curriculum. (d) Posture, Postural deformities and corrective exercises (e) Role of Physical Education Teacher in AIDS and Pollution awareness.

### III. Teaching Methodology :

(a) Various teaching methods and principles (b) Unit Planning - Types , Pre-preparation Unit planning and Year Planning (c) Types of Competitions –Intramural and Extramural (d) Maxims of teaching ,Audio visual aids (e) Place of computer and internet in teaching

### IV. Officiating Coaching and Management in Physical Education :

(a) Principles ,Purpose of Officiating and coaching (b) Periodization and its role in coaching (c) Skills ,techniques and rules of various games and sports (d) Duties and responsibilities of officials (e) Principles and need of sport management.

### V. Tests, Measurements and Evaluation in Physical Education :

(a) Physical Fitness Test – HRPF, Motor fitness. (b) Sports skill Test- Football, Volleyball, Basketball, Badminton and Handball (c) Need and importance of tests (d) Criteria of selection of tests (e) Evaluation –Types, Principles and purpose.

- The questions will be objective Multiple Choice Questions with Four options.
- There is no Negative marking.
- The time allotted is One Hour (Sixty Minutes).
- Medium of Questions will be English, Marathi and Hindi.

(Dr. Dhanraj Mane)  
Director of Higher Education  
Maharashtra State, Pune -1



## Syllabus and Marking Scheme for MAH-M.P.Ed. -Physical Efficiency Test ( Field Test)

The candidates will also have to appear for Physical Efficiency Test (Field Test) to be conducted only at following selected cities in Maharashtra : Amravati, Nagpur , Pune , Mumbai ,Aurangabad Jalgaon and Barshi.

| Sr. No. | Field Test Sections            | Total Marks |
|---------|--------------------------------|-------------|
| 1       | 4x10 Shuttle Run Test          | 10          |
| 2       | Sit and Reach                  | 10          |
| 3       | Standing Broad Jump Test       | 10          |
| 4       | Sit Ups Test                   | 10          |
| 5       | Medicine Ball Throw Test (2kg) | 10          |
|         | <b>Total</b>                   | <b>50</b>   |

### DESCRIPTION OF TESTS

#### 1. 4 x 10 Meters Shuttle Run Test :

**Equipment:** Two blocks of wood ( 2l x 2l x 4l), stopwatches and marking powder.

**Test Administration:** Two parallel lines are marked on the floor 10 meters apart. The two wooden blocks are placed behind one of the lines. The subject is asked to start from behind the other line. On the signal ready? Go, the timer starts the watch and the subject runs towards the blocks, picks- up one block, runs back to the starting line, places the block behind the starting line, runs back and picks-up the second block to be carried back across the starting line. As soon as the second block is placed on the ground, the timer stops the watch and records the time.

**Scoring:** The time is recorded to the nearest 10<sup>th</sup> of a second as the score of the test item.

**Rules:** Only one trial shall be allowed unless the teacher believes the pupil has not had a fair opportunity.

#### 2. Sit and Reach Test:

**Purpose:** This test measures the flexibility of the lower back and hamstring muscles.

**Equipment:** Sit and Reach Box

**Procedure:**

This test involves sitting on the floor with legs stretched out straight ahead. Shoes should be removed. The soles of the feet are placed flat against the box. Both knees should be locked and pressed flat to the floor- the tester may assist by holding them down. With the palms facing downwards, and the hands on top of each other, the subject reaches forward along the measuring line as far as possible. Ensure that the hands remain at the same level, not one reaching further forward than the other. After some practice reaches, the subject reaches out and holds that position for at least two seconds while the distance is recorded. Make sure there are no jerky movements.

**Scoring:** The score is recorded to the nearest centimeter or half inch as the distance reached by the hand. Some test versions use the level of the feet as the zero mark.

#### 3. Standing Broad Jump Test:

**Purpose :** This test measures the power of legs in jumping horizontal distance.

**Equipment:** Floor, mat or long jump pit may be used, measuring tape, marking tape /chalk or a peg.



### **Test Administration:**

A demonstration of the standing broad jump will be given to a group of subjects to be tested. The subject will be asked to stand behind the starting line with the feet parallel to each other. The subject will be instructed to jump as farthest as possible by bending knees and swinging arms to take off for the broad jump in the forward direction.

**Scoring:** The distance between the starting line and the nearest point of landing provides the score of the test. The best performance (maximum distance) out of three trials will be recorded in meters as the final score of the test.

### **4. Sit-Ups (Bent Knee):**

**Equipment:** Clean floor, mat, or dry turf and stopwatch.

#### **Description:**

The pupil lies on the back with the knees bent, feet on the floor, and heels not more than 12 inches (30.48 cm) from the buttocks. The angle at the knees should be less than 90 degrees. The pupil puts the hands on the back of the neck with fingers clasped and places the elbows squarely on the mat, floor, or turf. The pupil's feet are held by his or her partner to keep them in touch with the surface. The pupil tightens the abdominal muscles and brings the head and elbows forward as he or she curls up, finally touching the elbows to the knees. This action constitutes one sit-up. The pupil returns back to the starting position with his elbows on the surface before he sits up again. The timer gives the signal Ready? Go!, and the sit-up performance is started on the word Go! Performance is stopped on the word stop. The number of correctly executed sit-ups performed in 60 seconds is recorded as the score.

**Rules:** Only one trial shall be allowed unless the teacher believes the pupil has not had a fair Opportunity.

**Scoring:** Record the number of correctly executed sit-ups in 60 seconds.

### **5. Medicine Ball Throw:**


**Purpose :** This test is used to measure the power of arms and shoulder girdles .

**Equipment:** A Medicine ball of 2 Kg for men and 1 Kg for women, marking materials and measuring tape.

#### **Test Administration:**

- f) The Athlete sits on the floor with his legs fully extended, feet 24 inches apart and the back against a wall.
- g) The ball is held with the hands on the side and slightly behind the center and back against the center of the chest. The forearms are positioned parallel to the ground.
- h) The athlete throws the medicine ball vigorously as far straight forward as he can while maintaining the back against the wall.
- i) The distance will be measured from the wall to where the ball lands in meters.
- j) Each subject will be given two trials.

**Scoring:** The longest distance will be measured in meters will be the score of the test.

  
**(Dr. Dhanraj Mane)**  
Director of Higher Education  
Maharashtra State, Pune -1



## Syllabus and Marking Scheme for B.Ed. CET

| Sr. No. | Topics            | No. of Questions | Marks per Question | Maximum Marks |
|---------|-------------------|------------------|--------------------|---------------|
| 1       | Mental Ability    | 40               | 1                  | 40            |
| 2       | General Knowledge | 30               | 1                  | 30            |
| 3       | Teacher Aptitude  | 30               | 1                  | 30            |
|         | <b>Total</b>      | <b>100</b>       |                    | <b>100</b>    |

### Contents of Sections:

#### I. Mental Ability :

The content of this test aims to judge your reasoning power it also helps to judge how accurate you can think. This test will contain questions based on Series, Syllogism, Coding-Decoding, Relationship, Analogies, Classification, Problems on Dice, etc., either in Verbal or Non-Verbal form.

#### II. General Knowledge :

The aim of this section is to test how well you are acquainted with the happenings in the surroundings at Local, National, International Level including Past Events, Current Affairs including, Science and Technology, History, Geography, Civics, Political Science and Literature in General.

#### III. Teacher Aptitude :

The Test aims to know your capacity to become teacher. It will contain questions related to your keenness to update your knowledge, leadership qualities awareness about changes in Education and Society, Communication and Professional Commitment etc.

- The Test will comprise of Multiple Choice Objective Type Questions with Four Options.
- There is no Negative Marking System for this Test.
- Test Duration: 90 Minutes.
- Medium of CET: English and Marathi.



(Dr. Dhanraj Mane)

Director of Higher Education  
Maharashtra State, Pune -1




## MAH-B.Ed. English Language Content Test (ELCT)

Candidates who desire to seek admission to English Medium Colleges of Education will have to appear and qualify the ELCT-2019.

| Sr. No.      | Topics                     | No. of Questions | Marks per Question | Maximum Marks |
|--------------|----------------------------|------------------|--------------------|---------------|
| 1            | Reading Comprehension      | 20               | 1                  | 20            |
| 2            | Vocabulary Focus           | 05               | 1                  | 05            |
| 3            | Grammar Focus              | 08               | 1                  | 08            |
| 4            | Sentence Formation         | 07               | 1                  | 07            |
| 5            | Phonetics                  | 03               | 1                  | 03            |
| 6            | Verbal Idioms and Proverbs | 05               | 1                  | 05            |
| 7            | Figures of Speech          | 02               | 1                  | 02            |
| <b>Total</b> |                            | <b>50</b>        |                    | <b>50</b>     |

- The Test will comprise of Multiple Choice Objective Type Questions with Four Options
- There is no Negative Marking System for this Test.
- Test Duration: 60 Minutes
- Medium of CET: English.
- Mode of Examination - Online

ELCT will be conducted for the Candidates opting for English Medium Colleges after the B.Ed. CET.



**(Dr. Dhanraj Mane)**  
Director of Higher Education  
Maharashtra State, Pune -1



## Syllabus and Marking Scheme for M.Ed. CET

| Sr. No. | Sections   | No. of Questions | Marks per Question | Maximum Marks |
|---------|--|------------------|--------------------|---------------|
| 1       | Educational Philosophy- and Educational Sociology              | 20               | 1                  | 20            |
| 2       | Educational Psychology   | 20               | 1                  | 20            |
| 3       | Educational Evaluation<br>Educational Statistics               | 20               | 1                  | 20            |
| 4       | School Administration and Management                           | 20               | 1                  | 20            |
| 5       | Information and Communication Technology and Research Aptitude | 20               | 1                  | 20            |
|         | <b>Total</b>   | <b>100</b>       |                    | <b>100</b>    |

### Contents of Sections:

#### I. (a) Educational Philosophy:

Idealism, Realism, Naturalism and Pragmatism.

##### Philosophers:

Rabindranath Tagore, Mahatma Gandhi, Mahatma Phule, Rousseau, John Dewey and Plato.

#### (b) Educational Sociology:

Education as an instrument of Change, Globalization, Modernization, National Integration, Value Education, Women Empowerment and Inclusive Education.

#### II. Educational Psychology :

Personality, Intelligence, Theories of Learning, Mental Health, Social Psychology, Models of Teaching, Constructivism, Guidance and Counseling (Concept).

#### III. (a) Educational Evaluation:

Concept, Types, Techniques, Methods, Taxonomy of Objectives.

#### (b) Educational Statistics:

Measures of Central Tendency and Measures of Variability.


#### IV. School Administration and Management:

Kothari Commission, National Educational Polity, National Knowledge Commission, School Administration and Management, Current Events, Right to Education, Law regarding Education, Indian Education System and Educational Problems, Secondary School Code.

#### V. Information and Communication Technology & Research Aptitude :

Use of Computers in Education (with reference to teaching, Learning, Evaluation and Administration) and Research Aptitude.

- The questions will be objective Multiple Choice Questions with Four options.
- There is No Negative Marking.
- The time allotted is One Hour Thirty Minutes i.e. Ninety Minutes.
- The Questions will be in English and Marathi.
- Mode of Examination - Online



(Dr. Dhanraj Mane)  
Director of Higher Education  
Maharashtra State, Pune -1



## Syllabus and Marking Scheme for B.A.B.Ed. /B.Sc.B.Ed. CET

| Sr. No. | Sections          | No. of Questions | Marks per Question | Maximum Marks |
|---------|-------------------|------------------|--------------------|---------------|
| 1       | General Knowledge | 40               | 1                  | 40            |
| 2       | Mental Ability    | 30               | 1                  | 30            |
| 3       | Teaching Aptitude | 30               | 1                  | 30            |
|         | <b>Total</b>      | <b>100</b>       |                    | <b>100</b>    |

### Contents of Sections:

#### I. General Knowledge (40 Marks):

i) Basic General Knowledge :

(a) Books and Authors (b) Awards and Honours (c) Important National Days. (d) Persons in News (e) Important Current Events.

ii) Science and Technology:

(a) General Science (up to SSC Level) (b) Various Inventions (c) Technology.

iii) History (up to SSC Level)

iv) Geography (up to SSC Level)

v) Indian Civics and Economics (up to SSC Level)

vi) Indian Constitution with reference to Education.


#### II. Mental Ability (30 Marks):

This section aims to judge the reasoning power and accuracy in thinking. This section will cover the areas like: i) Reasoning Ability ii) Statements and Conclusions iii) Letter and Number Series iv) Analogy v) Odd Man Out vi) Numerical Ability vii) Logical Problems viii) Coding- Decoding.

#### III. Teaching Aptitude (30 Marks):

Teaching aptitude will cover the areas like i) Attitude towards Education, Students and Teaching Profession ii) Leadership Qualities iii) Emotional and Social Adjustment iv) Intra-personal relations and Intra-personal skills. v) General awareness and Interest in teaching.

- The questions will be objective Multiple Choice Questions with Four options.
- There is No Negative Marking.
- The time allotted is One Hour Thirty Minutes i.e. Ninety Minutes.
- The Questions will be in English and Marathi.
- Mode of Examination - Online



**(Dr. Dhanraj Mane)**  
Director of Higher Education  
Maharashtra State, Pune -1



## Syllabus and Marking Scheme for B.Ed.-M.Ed. (Integrated) CET

| Sr. No. | Sections          | No. of Questions | Marks per Question | Maximum Marks |
|---------|-------------------|------------------|--------------------|---------------|
| 1       | Teaching Aptitude | 40               | 1                  | 40            |
| 2       | General Knowledge | 30               | 1                  | 30            |
| 3       | Mental Ability    | 30               | 1                  | 30            |
|         | <b>Total</b>      | <b>100</b>       |                    | <b>100</b>    |

### Contents of Sections:

#### I. Teaching Aptitude (40 Marks):

Teaching aptitude will cover the areas like i) Attitude towards Education, Students and Teaching Profession ii) Interest in Teaching iii) Leadership Qualities iv) Emotional, Moral, Ethical and Social Adjustment v) Intra-personal relations and Intra-personal skills vi) Class, Group, Community Management vii) General Awareness of Contemporary issues pertaining to Secondary and Higher Secondary Education.

#### II. General Knowledge (30 Marks) :

i) Basic General Knowledge :

(a) Books and Authors (b) Awards and Honours

(c) National and International Days. (d) Persons in News

(e) Current Events with reference to Education.

ii) Science and Technology:

(a) General Science (up to SSC Level) (b) Various Inventions

(c) Technology.

iii) History (up to SSC Level)

iv) Geography (up to SSC Level)

v) Indian Civics and Economics (up to SSC Level)

vi) Indian Constitution with reference to Education.

#### III. Mental Ability (30 Marks):

This section aims to judge the reasoning power and accuracy in Thinking. This section will cover the areas like: i) Reasoning Ability ii) Blood Relations iii) Statements and Conclusions iv) Letter and Number Series v) Analogy vi) Odd man out vii) Numerical Ability viii) Logical Problems ix) Coding- Decoding.

- The questions will be objective Multiple Choice Questions with Four options.
- There is No Negative Marking.
- The time allotted is One Hour Thirty Minutes i.e. Ninety Minutes.
- The Questions will be in English and Marathi.
- Mode of Examination - Online.



(Dr. Dhanraj Mane)

Director of Higher Education  
Maharashtra State, Pune -1